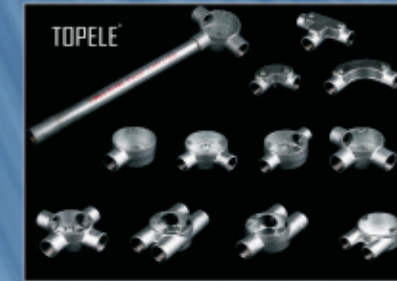




# Cable Management

BS4568 & BS31 Conduit & Fittings



Contact: Mr. Jeff Xu

Tel: 86-0571-82151572 / 86-15924157229

Email: [sales@topele.com](mailto:sales@topele.com)

QQ/Wechat: 893532773

Whatsapp: 0086-15924157229

Website: [www.topele.com](http://www.topele.com)

Address: Room 218, No.37, Jinyi Road, Xiaoshan,  
Hangzhou, Zhejiang, China

**TOPELE ENTERPRISE CO., LTD.**

[www.topele.com](http://www.topele.com)



## Conduit & Fittings

- BS4568 & BS31 Conduit
- Small Malleable Boxes
- Large Malleable Boxes
- Small Extension Pattern Boxes
- Looping In Boxes
- Small Box Covers (Lids)
- Hooks and Loops
- Couplings / Elbows
- Bends / Tees / Rings / Bushes
- Plugs and Glands / Reducers
- Lucknuts / Saddles



## Electrical Conduit Tools

- Bending Machine, Die Sets
- Fish Wire Tape, Cable Puller
- Bending Spring

## Flexible Conduit & Fittings

- Galvanized Steel Flex. Conduit
- PVC Coated Flex. Conduit
- Flex. Conduit Adaptor

## Strut Channel & Fittings

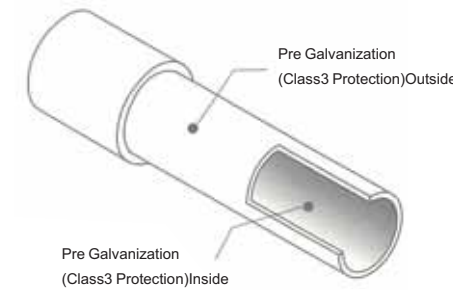
- Strut Channel
- Spring Nut, Thread Bolt, Beam Clamp
- Channel Plate



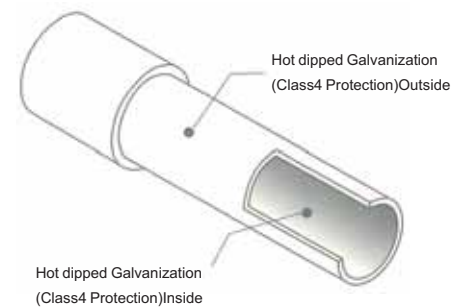
# GI CONDUIT (To BS 4568, BS 31)



### Class3



### Class4



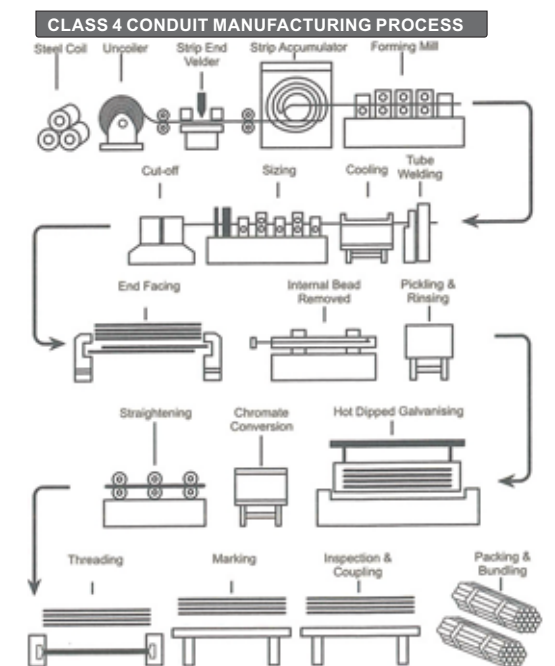
## BS4568-1970 GI CONDUIT

Size (mm)	Outside Diameter		Wall Thickness (mm)	Length (meters)	Length of Thread		Primary Bundle (pcs)
	Min	Max			Min	Max	
<b>Heavy Gauge</b>							
20	19.7mm	20.0mm	1.6±0.15	3.75	13.0mm	15.0mm	10
25	24.6mm	25.0mm	1.6±0.15	3.75	16.0mm	18.0mm	10
32	31.6mm	32.0mm	1.6±0.15	3.75	18.0mm	20.0mm	10
40	39.6mm	40.0mm	1.8±0.15	3.75	19.0mm	22.0mm	3
50	49.6mm	50.0mm	1.8±0.15	3.75	19.0mm	22.0mm	3
<b>Light Gauge</b>							
20	19.7mm	20.0mm	1.20±0.05	3.75	13.0mm	15.0mm	10
25	24.7mm	25.0mm	1.20±0.05	3.75	16.0mm	18.0mm	10
32	31.7mm	32.0mm	1.20±0.05	3.75	18.0mm	20.0mm	10

## BS31-1940 GI CONDUIT

Size (mm)	Outside Diameter		Wall Thickness (mm)	Length (meters)	Length of Thread		Primary Bundle (pcs)
	Min	Max			Min	Max	
<b>Heavy Gauge</b>							
3/4"	18.9mm	19.05mm	1.6±0.15	3.81	11.5mm	13.5mm	10
1"	25.2mm	25.4mm	1.6±0.15	3.81	13.0mm	15.0mm	10
1 1/4"	31.5mm	31.8mm	1.6±0.15	3.81	16.0mm	18.0mm	10
1 1/2"	37.8mm	38.0mm	1.8±0.15	3.81	19.0mm	22.0mm	3
2"	50.4mm	50.6mm	1.8±0.15	3.81	19.0mm	22.0mm	3
<b>Light Gauge</b>							
3/4"	18.9mm	19.05mm	1.6±0.15	3.81	11.5mm	13.5mm	10
1"	25.2mm	25.4mm	1.6±0.15	3.81	13.0mm	15.0mm	10
1 1/4"	31.5mm	31.8mm	1.6±0.15	3.81	16.0mm	18.0mm	10
1 1/2"	37.8mm	38.0mm	1.8±0.15	3.81	19.0mm	22.0mm	3
2"	50.4mm	50.6mm	1.8±0.15	3.81	19.0mm	22.0mm	3

Note: All Information available at the time of order  
if you need other thickness, length and packing pls contact us



## BOXES-CIRCULAR, SMALL

Material: Malleable Iron / Aluminum  
 Finishes: Galvanised  
 60.3mm Internal Diameter  
 20mm Boxes Minimum 25mm Deep  
 25mm Boxes Minimum 28mm Deep  
 Tapped M4 at 50.8mm centres.  
 With tapped hole in base for earthing screw.  
 Supplied without cover or fixing screws unless ordered.



	<b>Terminal (1 way) No. T181</b> BS4568 Size: 20mm 25mm BS31 Size: 3/4" 1"
	<b>Through (2 way) No. T182</b> BS4568 Size: 20mm 25mm BS31 Size: 3/4" 1"
	<b>Angle (A way) No. T183</b> BS4568 Size: 20mm 25mm BS31 Size: 3/4" 1"
	<b>Tee (3 way) No. T184</b> BS4568 Size: 20mm 25mm BS31 Size: 3/4" 1"
	<b>Intersection (4 way) No. T185</b> BS4568 Size: 20mm 25mm BS31 Size: 3/4" 1"
	<b>Back Outlet No. T186</b> Size: 20mm 25mm Pack Qty: 10 10
	<b>Terminal and Back Outlet No. T187</b> Size: 20mm 25mm Pack Qty: 10 10

	<b>Through and Back Outlet No. T188</b> Size: 20mm 25mm Pack Qty: 10 10
	<b>Angle and Back Outlet No. T189</b> Size: 20mm 25mm Pack Qty: 10 10
	<b>Tee and Back Outlet No. T190</b> Size: 20mm 25mm Pack Qty: 10 10
	<b>Intersection and Back Outlet No. T191</b> Size: 20mm 25mm Pack Qty: 10 10
	<b>Branch Two Way (U) No. T195</b> Size: 20mm 25mm Pack Qty: 10 10
	<b>Branch Three Way (Y) No. T196</b> Size: 20mm 25mm 32mm Pack Qty: 10 10 5
	<b>Twin Through Way (H) No. T197</b> Size: 20mm 25mm 32mm Pack Qty: 10 10 5

## BOXES-CIRCULAR, LARGE

Material: Malleable Iron  
 Finishes: Black Enamel, Galvanised  
 81mm Internal Diameter  
 32mm Box Minimum 38mm Deep  
 Tapped M4 at 71.5mm centres.  
 With tapped hole in base for earthing screw.  
 Supplied without cover or fixing screws unless ordered.

	<b>Terminal No. T211</b> Size: 32mm Pack Qty: 5
	<b>Through No. T212</b> Size: 32mm Pack Qty: 5
	<b>Angle No. T213</b> Size: 32mm Pack Qty: 5
	<b>Tee No. T214</b> Size: 32mm Pack Qty: 5
	<b>Intersection No. T215</b> Size: 32mm Pack Qty: 5



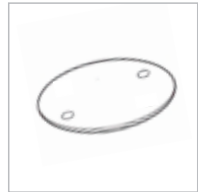
## SMALL EXTENSION PATTERN BOXES

Material: Malleable Iron  
 Finishes: Galvanised  
 60.3mm Internal Diameter  
 20/25mm Boxes Minimum 25mm Deep  
 Tapped M4 at 50.8mm centres.  
 With tapped hole in base for earthing screw.  
 Supplied without cover or fixing screws unless ordered.

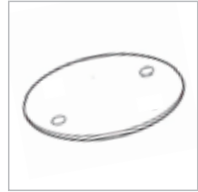
	<b>Terminal No. T241</b> Size: 20mm 25mm Pack Qty: 10 10
	<b>Through No. T242</b> Size: 20mm 25mm Pack Qty: 10 10
	<b>Angle No. T243</b> Size: 20mm 25mm Pack Qty: 10 10
	<b>Tee No. T244</b> Size: 20mm 25mm Pack Qty: 10 10
	<b>Intersection No. T245</b> Size: 20mm 25mm Pack Qty: 10 10



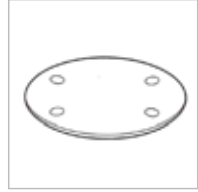
## BOX COVERS[LIDS]



**Light Cover with Dia.65mm**  
**No. T281**  
 Material: Steel  
 Finishes: Pre-galvanized



**Light Cover with Dia.86mm**  
**No. T280**  
 Material: Steel  
 Finishes: Pre-galvanized



**Light Cover with Dia.86mm**  
**No. T381**  
 Material: Steel  
 Finishes: Pre-galvanized



**Cover,Ball and Socket,Earthed**  
**No. T286**  
 Material: Malleable Iron with copper earthwire  
 Finishes: Galvanized  
 Size: 20mm 25mm



**Female Dome Cover**  
**No. T287**  
 Material: Steel  
 Finishes: Galvanized,HDG  
 Size: 20mm 25mm



**Female Dome Cover**  
**No. T288**  
 Material: Malleable Iron  
 Finishes: Galvanized  
 Size: 20mm 25mm



**Hook Plate**  
**No. T289**  
 Material: Steel  
 Finishes: Galvanized,HDG

## RINGS



**Extension Ring T294**  
 Material: S teel  
 Finishes: Galvanized,HDG  
 Size: 6mm 10mm 13mm  
 Size: 16mm 19mm 25mm  
 Size: 32mm 38mm 50mm

## LOOPING IN BOXES

With tapped hole in base for eathing screw.20mm clearance

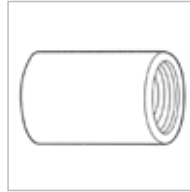


**Steel Medium No. T274**  
 Material: Steel  
 Finishes: Galvanized,HDG  
 1,2,3 or 4 Konckouts

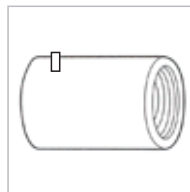


**Malleable Iron Medium No. T272**  
 Material: Malleable Iron  
 Finishes: Galvanized  
 1,2,3 or 4 Holes

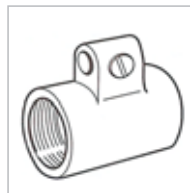
## COUPLINGS



**GI Coupler No. T101**  
 Material: Steel  
 Finishes: Galvanized,HDG  
 BS4568 Size: 20 25 32 40 50  
 BS31 Size: 3/4" 1" 1 1/4" 1 1/2" 2"



**Expansion Coupling No. EC**  
 Material: Steel  
 Finishes: Galvanized  
 Size: 20mm 25mm 32mm



**Earthing Coupling No. T105**  
 Material: Malleable Iron  
 Finishes: Galvanized  
 Size: 20mm 25mm 32mm



**Normal Nipple No. T107**  
 Material: Steel  
 Finishes: Galvanized  
 Size: 20mm 25mm 32mm



**Long Nipple No. T109**  
 Material: Steel  
 Finishes: Galvanized  
 Size: 20mm 25mm 32mm

## COUPLINGS



**Flanged Coupling No. T110**  
 Material: Malleable Iron  
 Complete with washer and brass bushh  
 Finishes: Galvanized  
 Size: 20mm 25mm 32mm

## HOOKS AND LOOPS

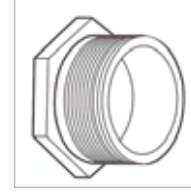


**Male Loop No. T501**  
 Material: Malleable Iron  
 Finishes: Galvanized  
 Size: 20mm

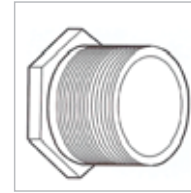


**Male Loop No. T502**  
 Material: Malleable Iron  
 Finishes: Galvanized  
 Size: 20mm

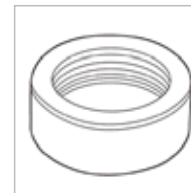
## BUSHES



**Short Male Bush No. T531**  
 Material: Brass or Zinc  
 Finishes: Self Colour / Brass Plated  
 Size: 20mm 25mm 32mm  
 Size: 3/4" 1" 1 1/2" 2"



**Long Male Bush No. T532**  
 Material: Brass or Zinc  
 Finishes: Self Colour / Brass Plated  
 Size: 20mm 25mm 32mm  
 Size: 3/4" 1" 1 1/2" 2"



**Female Bush No. T534**  
 Material: Brass or Zinc  
 Finishes: Self Colour / Brass Plated  
 Size: 20mm 25mm 32mm  
 Size: 1 1/2" 2"

## EIBOWS

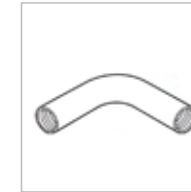


**Solid Eibow No. T121**  
 Material: Malleable Iron  
 Finishes: Galvanized  
 Size: 20mm 25mm 32mm

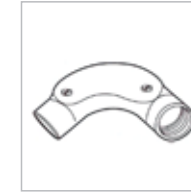


**Channel Inspection Eibow No. T123**  
 Material: Malleable Iron  
 Finishes: Galvanized  
 Size: 20mm 25mm 32mm

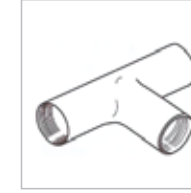
## BENDS



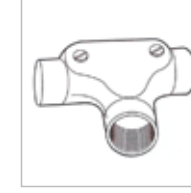
**Internal Thread Normal Bends**  
**No. T141**  
 Material: Steel  
 Finishes: Galvanized  
 BS4568 Size: 20 25 32 40 50  
 BS31 Size: 3/4" 1" 1 1/2" 2"



**Inspection Bends No. T145**  
 Material: Malleable Iron,  
 Finishes: Galvanized  
 Size: 20mm 25mm 32mm



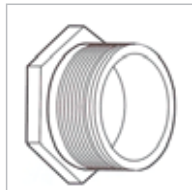
**Solid Tee No. T131**  
 Material: Malleable Iron  
 Finishes: Galvanized  
 Size: 20mm 25mm 32mm



**Channel Inspection Eibow No. T133**  
 Material: Malleable Iron  
 Finishes: Galvanized  
 Size: 20mm 25mm 32mm



## PLUGS AND GLANDS



**Hexagon Head Plug No. T527**  
 Material: Malleable Iron  
 Finishes: Galvanised  
 Size: 20mm 25mm 32mm




**Slotted head plug No. T535**  
 Material: Brass  
 Finishes: Self Colour  
 Size: 20mm 25mm



**Gland for T.R.S or similar cable No. T538**  
 Material: Brass  
 Finishes: Self Colour  
 Size: 20mm 25mm

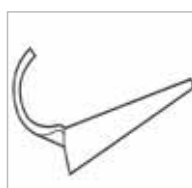
## REDUCERS



**Reducer No. T471**  
 Material: Steel  
 Finishes: Galvanised  
 Size: 25x20mm 32x20mm  
 Size: 32x25mm



**Male and Female Adaptor No. MAFA**  
 Material: Steel  
 Finishes: Galvanised  
 Size: 20mm to 3/4" 3/4" to 20mm  
 Size: 25mm to 1" 1" to 25mm



**Steel Crampet No. T461**  
 Material: Steel  
 Finishes: Galvanised  
 Size: 20mm 25mm 32mm



## SADDLES



**Hospital Saddle No. T362**  
 Material: Malleable Iron Base, Steel Top  
 Finishes: Galvanised  
 Size: 20mm 25mm



**Distance Saddle No. T363**  
 Material: Malleable Iron Base, Steel Top  
 Finishes: Galvanised  
 Size: 20mm 25mm 32mm 38mm 50mm



**Spacer Bar Saddle No. T431**  
 Material: Steel  
 Finishes: Galvanised  
 BS4568 Size: 20 25 32 40 50  
 BS31 Size: 3/4" 1"



**Clip (Half Saddle) No. T441**  
 Material: Steel  
 Finishes: Galvanised  
 Size: 20mm 25mm 32mm



**1Way (Single) Saddle No. T451**  
 Material: Steel  
 Finishes: Galvanised  
 Size: 20mm 25mm 32mm

## LOCKNUTS



**Light Hexagon Locknut No. T507**  
 Material: Steel (thickness 3mm)  
 Finishes: Galvanised, HDG  
 Size: 20mm 25mm 32mm

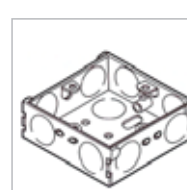


**Heavy Hexagon Locknut No. T508**  
 Material: Steel (thickness 5-6mm)  
 Finishes: Galvanised, HDG  
 Size: 20mm 25mm 32mm

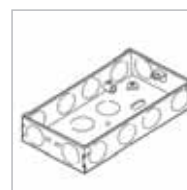


**Lock Ring No. T505**  
 Material: Steel  
 Finishes: Galvanised  
 Size: 20mm 25mm 32mm

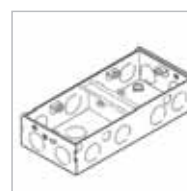
## SWITCH AND SOCKET BOXES



1 Gang Switch Boxes	
Deep	Fixing Fittings
16mm	3 fixed and 1 adj. lug
25mm	brass terminal or iron screw
35mm	20mm KO's, 25mm KO's,
47mm	20mm & 25mm KO's. or 3 oval KO's



2 Gang Switch Boxes	
Deep	Fixing Fittings
16mm	1 fixed and 1 adj. lug
25mm	brass terminal or iron screw
35mm	20mm KO's, 25mm KO's,
47mm	20mm & 25mm KO's. or 4 oval KO's



1+1 Gang Switch Boxes	
Deep	Fixing Fittings
35mm	8 fixed lug brass terminal or iron screw 20mm KO's, 25mm KO's, or 20mm & 25mm KO's



1+2 Gang Switch Boxes	
Deep	Fixing Fittings
35mm	4 fixed lug brass terminal or iron screw 20mm KO's, 25mm KO's, or 20mm & 25mm KO's



1+1+1 Gang Switch Boxes	
Deep	Fixing Fittings
35mm	6 fixed lug brass terminal or iron screw 20mm KO's, 25mm KO's, or 20mm & 25mm KO's



1 Gang Extension Boxes	
Deep	Fixing Fittings
16mm	3 fixed and 1 adj. lug
25mm	20mm KO's, 25mm KO's,
35mm	20mm & 25mm KO's. or 3 oval KO's



2 Gang Extension Boxes	
Deep	Fixing Fittings
16mm	1 fixed and 1 adj. lug
25mm	20mm KO's, 25mm KO's,
35mm	20mm & 25mm KO's. or 4 oval KO's



1 Gang Surface Metal Clad	
Cat.#	Description
M831	40mm Deep
M833	50mm Deep



2 Gang Surface Metal Clad	
Cat.#	Description
M832	40mm Deep
M834	50mm Deep



1 Gang Surface Pattress Boxes	
Cat.#	Description
P7130	16, 25, 35, 47mm deep with brass terminal Urea material



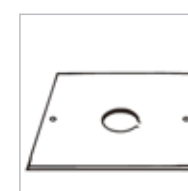
2 Gang Surface Pattress Boxes	
Cat.#	Description
P7131	25, 35, 47mm deep with brass terminal Urea material



1 Gang Dry Lining Boxes	
Cat.#	Description
P7120	35mm deep 2 adj. tabs ABS material



2 Gang Dry Lining Boxes	
Cat.#	Description
P7121	35mm deep 2 adj. tabs ABS material



**1 Gang Switch Box Cover**

Adaptable Boxes are manufactured from steel and are available with plain sides or knock-out(20mm)  
 The standard finishes are Pre-Galvanised  
 Where boxes are supplied with knock-outs the number and size as follows:

Width of side	Number of K.O.'S in each side	Size of K.O.
3"	2	20mm
4"	3	20mm
6"	4	20mm
9"	6	20mm
12"	6	20mm

Supplier with steel screw as standard M5x8mm  
 The complete range is manufactured in accordance with BS 4568  
 \*\*\*Other specification, and thickness can be supplied upon request.



Adaptable Boxes		
CAT.NO	Size	
	mm	Inches
3315G	75x75x37.5	3x3x1-1/2
332G	75x75x50	3x3x2
333G	75x75x75	3x3x3
4315G	100x75x37.5	4x3x1-1/2
432G	100x75x50	4x3x2
4415G	100x100x37.5	4x4x1-1/2
442G	100x100x50	4x4x2
443G	100x100x75	4x4x3
6315G	150x75x37.5	6x3x1-1/2
632G	150x75x50	6x3x2
633G	150x75x75	6x3x3
6415G	150x100x37.5	6x4x1-1/2
642G	150x100x50	6x4x2
643G	150x100x75	6x4x3
6615G	150x150x37.5	6x6x1-1/2
662G	150x150x50	6x6x2
663G	150x150x75	6x6x3
664G	150x150x100	6x6x4
9315G	225x75x37.5	9x3x1-1/2
932G	225x75x50	9x3x2
933G	225x75x75	9x3x3
9615G	225x150x37.5	9x6x1-1/2
962G	225x150x50	9x6x2
963G	225x150x75	9x6x3
964G	225x150x100	9x6x4
992G	225x255x50	9x9x2
993G	225x255x75	9x9x3
994G	225x255x100	9x9x4
1262G	300x150x50	12x6x2
1263G	300x150x75	12x6x3
1264G	300x150x100	12x6x4
1292G	300x225x50	12x9x2
1293G	300x225x75	12x9x3
1294G	300x255x100	12x9x4
12122G	300x300x50	12x12x2
12123G	300x300x75	12x12x3
12124G	300x300x100	12x12x4



**4x2 South Africa Steel Wall Box**



**4x4 South Africa Steel Wall Box**



**4x2 Plastic Spray Extension Box**



**4x4 Plastic Spray Extension Box**



**PVC 1-Gang Switch Box**

Cat.#	Size(mm)
PSB33	87 x 87mm



**1-Gang Box Cover**

Cat.#	Size(mm)
PSB33	87 x 87mm



**PVC 2-Gang Switch Box**

Cat.#	Size(mm)
PSB36	87 x 148mm



**PVC Adaptor Box**

Cat.#	Size(mm)
PAB442	100x100x50
PAB443	100x100x75
PAB663	150x150x75
PAB993	225x225x75
PAB12124	300x300x100



**2-Gang Box Cover**

Cat.#	Size(mm)
PSB36	87 x 148mm

### PVC 1-Way Circular Box



Cat.#	Size(mm)
P1WAY20	20mm
P1WAY25	25mm

### PVC U-Way Circular Box



Cat.#	Size(mm)
PUWAY20	20mm
PUWAY25	25mm

### PVC Normal Bend



Cat.#	Size(mm)
PNB20	20mm
PNB25	25mm

### PVC Reducer



Cat.#	Size(mm)
PR2025	20-25mm

### PVC 2-Way Circular Box



Cat.#	Size(mm)
P2WAY20	20mm
P2WAY25	25mm

### PVC Y-Way Circular Box



Cat.#	Size(mm)
PYWAY20	20mm
PYWAY25	25mm

### PVC Round Conduit Clip



Cat.#	Size(mm)
PRCC20	20mm
PRCC25	25mm

### PVC Looping Box, ID:65mm



Cat.#	Size(mm)
PL	65mm

### PVC 3-Way Circular Box



Cat.#	Size(mm)
P3WAY20	20mm
P3WAY25	25mm

### PVC H-Way Circular Box



Cat.#	Size(mm)
PHWAY20	20mm
PHWAY25	25mm

### PVC Male Bush



Cat.#	Size(mm)
PMB20	20mm
PMB25	25mm

### PVC 1-Step Loop-in Box



Cat.#	Size(mm)
P1LB	20mm

### PVC 4-Way Circular Box



Cat.#	Size(mm)
P4WAY20	20mm
P4WAY25	25mm

### PVC Circular Cover



Cat.#	Size(mm)
PCC65	65mm
PCC85	85mm

### PVC Thread Lockring



Cat.#	Size(mm)
PTL20	20mm
PTL25	25mm

### PVC 2-Step Loop-in Box



Cat.#	Size(mm)
P2LB	20mm

### PVC A-Way Circular Box



Cat.#	Size(mm)
P4WAY20	20mm
P4WAY25	25mm

### PVC Double Female Adaptor



Cat.#	Size(mm)
PDFA20	20mm
PDFA25	25mm

### PVC Male Adaptor



Cat.#	Size(mm)
PMA20	20mm
PMA25	25mm

### PVC 3-Step Loop-in Box



Cat.#	Size(mm)
P3LB	20mm

### PVC Straight Coupler



Cat.#	Size(mm)
PSC20	20mm
PSC25	25mm
PSC32	32mm
PSC38	38mm
PSC50	50mm

### PVC Female Adaptor



Cat.#	Size(mm)
PFA20	20mm
PFA25	25mm
PFA32	32mm
PFA38	38mm
PFA50	50mm

### PVC Spacer Bar Saddle



Cat.#	Size(mm)
PSBS20	20mm
PSBS25	25mm
PSBS32	32mm
PSBS38	38mm
PSBS50	50mm

### PVC 4-Step Loop-in Box



Cat.#	Size(mm)
P4LB	20mm

## Conduit Bending Machines

Our range of conduit bending machines are suitable for use with electrical conduit of all common sizes between 16 and 32mm. The BEM25 is one of the most compact machines in the range, allowing it to be stored in smaller space, such as the boot of a car. The BEM32 is a more heavyweight machine built to cope with the largest sizes of conduit.



For use with:	16mm Conduit	20mm Conduit	25mm Conduit	32mm Conduit
<b>BEM25:</b>	○	●	●	○
<b>BEM32:</b>	○	●	●	●

Bends electrical conduit to BS4568.  
 ● - Supplied with  
 ○ - Optional extra

## Die Sets

Item No	Size
DS-01	20-25mm
DS-02	25-32mm
DS-03	20-25-32mm
DS-04	3/4" 1"
DS-05	3/4" 1" 1 1/4"
DS-06	3/4" 1" 1 1/4" 1 1/2"





Natural Color / Zinc Plated

### Metal Cable Puller with Riveted Terminals A type (Eyelet+Eyelet)

Item No.	Specification Width(mm) x Thickness(mm)	Length(m)
MCP-3205A/MCP-5005A	3.2 x 0.5/5.0 x 0.5	5
MCP-3210A/MCP-5010A	3.2 x 0.5/5.0 x 0.5	10
MCP-3215A/MCP-5015A	3.2 x 0.5/5.0 x 0.5	15
MCP-3220A/MCP-5020A	3.2 x 0.5/5.0 x 0.5	20
MCP-3225A/MCP-5025A	3.2 x 0.5/5.0 x 0.5	25
MCP-3230A/MCP-5030A	3.2 x 0.5/5.0 x 0.5	30



Natural Color / Zinc Plated

### Metal Cable Puller with Riveted Terminals B type (Eyelet + Flex Metallic starting Spinner with Ball)

Item No.	Specification Width(mm) x Thickness(mm)	Length(m)
MCP-3205B/MCP-5005B	3.2 x 0.5/5.0 x 0.5	5
MCP-3210B/MCP-5010B	3.2 x 0.5/5.0 x 0.5	10
MCP-3215B/MCP-5015B	3.2 x 0.5/5.0 x 0.5	15
MCP-3220B/MCP-5020B	3.2 x 0.5/5.0 x 0.5	20
MCP-3225B/MCP-5025B	3.2 x 0.5/5.0 x 0.5	25
MCP-3230B/MCP-5030B	3.2 x 0.5/5.0 x 0.5	30



Natural Color / Zinc Plated

### Metal Cable Puller with Riveted Terminals C type (Eyelet + Roller)

Item No.	Specification Width(mm) x Thickness(mm)	Length(m)
MCP-3205C/MCP-5005C	3.2 x 0.5/5.0 x 0.5	5
MCP-3210C/MCP-5010C	3.2 x 0.5/5.0 x 0.5	10
MCP-3215C/MCP-5015C	3.2 x 0.5/5.0 x 0.5	15
MCP-3220C/MCP-5020C	3.2 x 0.5/5.0 x 0.5	20
MCP-3225C/MCP-5025C	3.2 x 0.5/5.0 x 0.5	25
MCP-3230C/MCP-5030C	3.2 x 0.5/5.0 x 0.5	30



Natural Color / Zinc Plated

### Steel Spiral Cable Puller Small Roll with Brass Fixed Terminals (Spinner + Eyelet)

Item No.	Solid Diameter(mm)	Length(m)
SSCP-3005	Φ3 . 2	5
SSCP-3010	Φ3 . 2	10
SSCP-3015	Φ3 . 2	15
SSCP-3020	Φ3 . 2	20
SSCP-3025	Φ3 . 2	25
SSCP-3030	Φ3 . 2	30



### Nylon Cable Puller, Small Roll with Brass Fixed Terminals (Flex starting Spinner with Ball and Eyelet on the back side of Fish Tape)

Item No.	Solid Diameter (mm)	Length (m)
NCP-3005/NCP-4005	Φ3 / Φ4	5
NCP-3010/NCP-4010	Φ3 / Φ4	10
NCP-3015/NCP-4015	Φ3 / Φ4	15
NCP-3020/NCP-4020	Φ3 / Φ4	20
NCP-3025/NCP-4025	Φ3 / Φ4	25
NCP-3030/NCP-4030	Φ3 / Φ4	30



### Nylon Cable Puller, Small Roll with Brass Interchangeable Terminals (Flex starting Spinner with Eyelet and Eyelet on the back side of Fish Tape)

Item No.	Solid Diameter (mm)	Length (m)
NCP-4005D	Φ4	5
NCP-4010D	Φ4	10
NCP-4015D	Φ4	15
NCP-4020D	Φ4	20
NCP-4025D	Φ4	25
NCP-4030D	Φ4	30



### Nylon Cable Puller with Brass Fixed Terminals (Eyelet+Eyelet)

Item No.	Solid Diameter (mm)	Length (m)
NCP-4505D	Φ4.5	5
NCP-4510D	Φ4.5	10
NCP-4515D	Φ4.5	15
NCP-4520D	Φ4.5	20
NCP-4525D	Φ4.5	25
NCP-4530D	Φ4.5	30



### Fiberglass Filling Cable Puller With Brass Fixed Terminals (Flex starting Spinner with Ball and Eyelet on the back side of Fish Tape)

Item No.	Solid Diameter (mm)	Length (m)
NCP-3005	Φ3.0	5
NCP-3010	Φ3.0	10
NCP-3015	Φ3.0	15
NCP-3020	Φ3.0	20
NCP-3025	Φ3.0	25
NCP-3030	Φ3.0	30





**Fiberglass Filling Cable Puller with Steel Fixed Terminals (Eyelet+Eyelet)**

Item No.	Solid Diameter (mm)	Length (m)
FCP-4005	Φ4.0	5
FCP-4010	Φ4.0	10
FCP-4015	Φ4.0	15
FCP-4020	Φ4.0	20
FCP-4025	Φ4.0	25
FCP-4030	Φ4.0	30



**More Rod Filling Cable Puller, Small Roll with Nickel Plated Brass Terminals (Interchangeable Flex starting Spinner with Ball and Fixed Eyelet on the back side of Fish Tape)**

Item No.	Solid Diameter (mm)	Length (m)
MRCP-4005	Φ4.0	5
MRCP-4010	Φ4.0	10
MRCP-4015	Φ4.0	15
MRCP-4020	Φ4.0	20
MRCP-4025	Φ4.0	25
MRCP-4030	Φ4.0	30



**Single Rod Filling Cable Puller with Nickel Plated Brass Terminals (Interchangeable Flex starting Spinner with Ball and Fixed Eyelet on the back side of Fish Tape)**

Item No.	Solid Diameter (mm)	Length (m)
SRCP-4005	Φ4.0	5
SRCP-4010	Φ4.0	10
SRCP-4015	Φ4.0	15
SRCP-4020	Φ4.0	20
SRCP-4025	Φ4.0	25
SRCP-4030	Φ4.0	30



**Twine Polyester Cable Puller with Galvanized Steel Terminals (Flex starting Spinner with Eyelet and Eyelet on the back side of Fish Tape)**

Item No.	Solid Diameter (mm)	Length (m)
PCP-6015	Φ6.0	15
PCP-6020	Φ6.0	20
PCP-6025	Φ6.0	25
PCP-6030	Φ6.0	30
PCP-6040	Φ6.0	40
PCP-6050	Φ6.0	50



**High Strength Steel Fish Wire Tap (Big Roll)**

Item No.	Specification Width (mm) x Thickness (mm)	Length (m)
FWT-30	3.0 x 1.3	30
FWT-40	3.0 x 1.3	40
FWT-45	3.0 x 1.3	45
FWT-50	3.0 x 1.3	50
FWT-60	3.0 x 1.3	60
FWT-75	3.0 x 1.3	75
FWT-100	3.0 x 1.3	100

- \* All kinds of Cable Puller available inside;
- \* Orange Shell for choose
- \* OEM also acceptable



**High Strength Steel Fish Wire Tap (Big Roll)**

Item No.	Specification Width (mm) x Thickness (mm)	Length (m)
NFWT-30	3.0 x 1.3	30
NFWT-40	3.0 x 1.3	40
NFWT-45	3.0 x 1.3	45
NFWT-50	3.0 x 1.3	50
NFWT-60	3.0 x 1.3	60
NFWT-75	3.0 x 1.3	75
NFWT-100	3.0 x 1.3	100

- \* All kinds of Cable Puller available inside;
- \* Orange head for choose
- \* OEM also acceptable



**High Strength Steel Fish Wire Tap (Small Roll)**

Item No.	Specification Width (mm) x Thickness (mm)	Length (m)
FWT-10S	3.0 x 1.3	10
FWT-15S	3.0 x 1.3	15
FWT-20S	3.0 x 1.3	20
FWT-25S	3.0 x 1.3	25
FWT-30S	3.0 x 1.3	30

- \* All kinds of Cable Puller available inside;
- \* OEM also acceptable



**High Strength Steel Fish Wire Tap (Small Roll)**

Item No.	Specification Width (mm) x Thickness (mm)	Length (m)
NFWT-10S	3.0 x 1.3	10
NFWT-15S	3.0 x 1.3	15
NFWT-20S	3.0 x 1.3	20
NFWT-25S	3.0 x 1.3	25
NFWT-30S	3.0 x 1.3	30

- \* Special Head for choose



### Internal Bending Spring for Heavy Duty PVC Pipe

Finish: Natural, White Zinc Plated, Color Zinc Plated, Black Coating

Item No.	Size	Length(mm)
IBSH-16550	16	550
IBSH-20550	20	550
IBSH-25550	25	550
IBSH-32550	32	550

Other size or length also available



### Internal Bending Spring for Medium PVC Pipe

Finish: Natural, White Zinc Plated, Color Zinc Plated, Black Coating

Item No.	Size	Length(mm)
IBSM-16550	16	550
IBSM-20550	20	550
IBSM-25550	25	550
IBSM-32550	32	550

Other size or length also available



### Internal Bending Spring for Light Duty PVC Pipe

Finish: Natural, White Zinc Plated, Color Zinc Plated, Black Coating

Item No.	Size	Length(mm)
IBSL-16550	16	550
IBSL-20550	20	550
IBSL-25550	25	550
IBSL-32550	32	550

Other size or length also available



### External Bending Spring for PVC Pipe

Finish: Natural, White Zinc Plated, Yellow Zinc Plated, Black Coating

Item No.	Size	Length(mm)
EBS-16550	16	550
EBS-20550	20	550
EBS-25550	25	550
EBS-32550	32	550

Other length also available

### PVC Coated Flexible Steel Conduit, to Middle East Market



Trade Size	Inside Dia. (mm)	Outside Dia. (mm)	Reel Length (m)	Packing	Color
20mm	16.5	20	18/20	Spool	Black
25mm	21.0	25	18/20		
32mm	27.5	32	15		
40mm	38.0	43	10	Plastic Bag	
50mm	46.0	52	10		

### 2-Part Female Adaptor-

Brass with Nickel Plated



Normal Size	Ref. Number
20mmx20mm	B2020F
25mmx25mm	B2525F
32mmx32mm	B3232F

Outer Dia. of Flex. Conduit x Thread

### 2-Part Male Adaptor-

Brass with Nickel Plated



Normal Size	Ref. Number
20mmx20mm	B2020M
25mmx25mm	B2525M
32mmx32mm	B3232M

Outer Dia. of Flex. Conduit x Thread



## Galvanized Iron Flexible Conduit, to South East Market



Trade Size	Inside Dia. (mm)	Outside Dia. (mm)	Coil Length (m)	Packing
5/8"	17.0	19.5	15	10 coil per sack
3/4"	20.0	23.0	15	10 coil per sack
1"	25.0	29.0	15	5 coil per sack
1 1/4"	32.0	37.0	15	5 coil per sack

## Galvanized Iron Flexible Conduit with PVC Coated, Black



Trade Size	Inside Dia. (mm)	Outside Dia. (mm)	Coil Length (m)	Packing
16mm	16	20	30	Carton Box
19mm	19	23	30	
25mm	25	30	30	
32mm	32	38	15	
38mm	38	44	15	
50mm	50	57	15	

## 2-Part Female Adaptor- Brass with Nickel Plated



Normal Size	Ref. Number
20mmx20mm	C2020F
25mmx25mm	C2525F
32mmx32mm	C3232F
38mmx40mm	C3840F
50mmx50mm	C5050F

Inner Dia. of Flex. Conduit x Thread

## 2-Part Male Adaptor- Brass with Nickel Plated



Normal Size	Ref. Number
20mmx20mm	C2020F
25mmx25mm	C2525F
32mmx32mm	C3232F
38mmx40mm	C3840F
50mmx50mm	C5050F

Inner Dia. of Flex. Conduit x Thread

## 1-Part Female Adaptor Brass Self Color



Normal Size	Ref. Number
20mmx16mm	FBA184
20mmx19mm	FBA187
25mmx25mm	FBA188
32mmx32mm	FBA189
1 1/2" x38mm	FBA193
2" x50mm	FBA194

Thread x Inner Dia. of Flex. Conduit

## 1-Part Adaptor with Screw & Locknut Brass Self Color, Zinc



Normal Size	Ref. Number
20mmx16mm	MBA185SL
20mmx19mm	MBA190SL
25mmx25mm	MBA191SL
32mmx32mm	MBA192SL
1 1/2" x38mm	MBA195SL
2" x50mm	MBA196SL

Thread x Inner Dia. of Flex. Conduit

## Galvanized Flexible Conduit



Trade Size	Inside Dia. (mm)	Outside Dia. (mm)	Coil Length (m)
3/8"	12	16.5	100/50/30
1/2"	16	21	100/50/30
3/4"	20	25	100/50/30
1"	25	31	100/50/30
1 1/4"	32	38	50/25/20
1 1/2"	38	47	50/25/15
2"	51	60	50/15/10
2 1/2"	64	72	20/15/10
3"	75	84	20/15/10
4"	100	112	20/15/10
5"	125	137	5
6"	150	162	5

Other length of per coil also available

## PVC Coated Flexible Conduit- Black or Grey Color



Trade Size	Inside Dia. (mm)	Outside Dia. (mm)	Coil Length (m)
3/8"	13	17	50
1/2"	16	21	50
3/4"	21	26	50
1"	27	33	50
1 1/4"	35	41	50
1 1/2"	40	48	25
2"	51	60	25
2 1/2"	63	72	15
3"	78	88	10
4"	102	112	10
5"	125	137	5
6"	150	162	5

Other length of per coil also available

## Metal Ferrule- Galvanized Steel




Cat. No.	Conduit Size
MF-014	1/4"
MF-038	3/8"
MF-050	1/2"
MF-075	3/4"
MF-100	1"
MF-125	1 1/4"
MF-150	1 1/2"
MF-200	2"
MF-250	2 1/2"
MF-300	3"
MF-400	4"
MF-500	5"
MF-600	6"

## Metal Ferrule Screw Type- Galvanized Steel



Cat. No.	Conduit Size
LXYQ-014	1/4"
LXYQ-038	3/8"
LXYQ-050	1/2"
LXYQ-075	3/4"
LXYQ-100	1"
LXYQ-125	1 1/4"
LXYQ-150	1 1/2"
LXYQ-200	2"
LXYQ-250	2 1/2"
LXYQ-300	3"
LXYQ-400	4"
LXYQ-500	5"
LXYQ-600	6"

### DPJ Connector, Flex Conduit to Box- Die Cast Zinc



Cat.No.	Conduit Size
DPJ-014	1/4"
DPJ-038	3/8"
DPJ-050	1/2"
DPJ-075	3/4"
DPJ-100	1"
DPJ-125	1 1/4"
DPJ-150	1 1/2"
DPJ-200	2"
DPJ-250	2 1/2"
DPJ-300	3"
DPJ-400	4"
DPJ-500	5"
DPJ-600	6"

G thread, other thread NPT, Metric, PG also available

### DPN Connector, Flex Conduit to Threaded Conduit- Die Cast Zinc



Cat.No.	Conduit Size
DPN-014	1/4"
DPN-038	3/8"
DPN-050	1/2"
DPN-075	3/4"
DPN-100	1"
DPN-125	1 1/4"
DPN-150	1 1/2"
DPN-200	2"
DPN-250	2 1/2"
DPN-300	3"
DPN-400	4"
DPN-500	5"
DPN-600	6"

G thread, other thread NPT, Metric, PG also available


### DPJD Connector, Flex Conduit to Box- Die Cast Zinc



Cat.No.	Conduit Size
DPJD-014	1/4"
DPJD-038	3/8"
DPJD-050	1/2"
DPJD-075	3/4"
DPJD-100	1"
DPJD-125	1 1/4"
DPJD-150	1 1/2"
DPJD-200	2"
DPJD-250	2 1/2"
DPJD-300	3"
DPJD-400	4"
DPJD-500	5"
DPJD-600	6"

G thread, other thread NPT, Metric, PG also available


### DPND Connector, Flex Conduit to Threaded Conduit- Die Cast Zinc



Cat.No.	Conduit Size
DPND-014	1/4"
DPND-038	3/8"
DPND-050	1/2"
DPND-075	3/4"
DPND-100	1"
DPND-125	1 1/4"
DPND-150	1 1/2"
DPND-200	2"
DPND-250	2 1/2"
DPND-300	3"
DPND-400	4"
DPND-500	5"
DPND-600	6"

G thread, other thread NPT, Metric, PG also available

### DKJ Connector, Flex Conduit to Steel Pipe- Steel or PVC Pipe-Die Cast Zinc



Cat.No.	Conduit Size
DKJ-038	3/8"
DKJ-050	1/2"
DKJ-075	3/4"
DKJ-100	1"
DKJ-125	1 1/4"
DKJ-150	1 1/2"
DKJ-200	2"
DKJ-250	2 1/2"
DKJ-300	3"
DKJ-400	4"
DKJ-500	5"
DKJ-600	6"

### DGJ Connector, Flex Conduit to Steel Pipe- Die Cast Zinc



Cat.No.	Conduit Size
DGJ-038	3/8"
DGJ-050	1/2"
DGJ-075	3/4"
DGJ-100	1"
DGJ-125	1 1/4"
DGJ-150	1 1/2"
DGJ-200	2"
DGJ-250	2 1/2"
DGJ-300	3"
DGJ-400	4"
DGJ-500	5"
DGJ-600	6"

### DKJD Connector, Flex Conduit to Steel Pipe- Die Cast Zinc



Cat.No.	Conduit Size
DKJD-014	1/4"
DKJD-038	3/8"
DKJD-050	1/2"
DKJD-075	3/4"
DKJD-100	1"
DKJD-125	1 1/4"
DKJD-150	1 1/2"
DKJD-200	2"
DKJD-250	2 1/2"
DKJD-300	3"
DKJD-400	4"
DKJD-500	5"
DKJD-600	6"

### DGJD Connector, Flex Conduit to Steel Pipe- Die Cast Zinc



Cat.No.	Conduit Size
DGJD-038	3/8"
DGJD-050	1/2"
DGJD-075	3/4"
DGJD-100	1"
DGJD-125	1 1/4"
DGJD-150	1 1/2"
DGJD-200	2"
DGJD-250	2 1/2"
DGJD-300	3"
DGJD-400	4"
DGJD-500	5"
DGJD-600	6"

### DNJ Connector, Flex Conduit to Box 45° - Die Cast Zinc



Cat.No.	Conduit Size
DNJ-038	3/8"
DNJ-050	1/2"
DNJ-075	3/4"
DKJ-100	1"
DNJ-125	1 1/4"
DNJ-150	1 1/2"
DNJ-200	2"
DNJ-250	2 1/2"
DNJ-300	3"
DNJ-400	4"
DNJ-500	5"
DNJ-600	6"

G thread, other thread NPT, Metric, PG also available

### DWJ Connector, Flex Conduit to Box 90° - Die Cast Zinc



Cat.No.	Conduit Size
DWJ-038	3/8"
DWJ-050	1/2"
DWJ-075	3/4"
DWJ-100	1"
DWJ-125	1 1/4"
DWJ-150	1 1/2"
DWJ-200	2"
DWJ-250	2 1/2"
DWJ-300	3"
DWJ-400	4"
DWJ-500	5"
DWJ-600	6"

G thread, other thread NPT, Metric, PG also available

### DNJD Connector, Flex Conduit to Box 45° - Die Cast Zinc



Cat.No.	Conduit Size
DNJD-038	3/8"
DNJD-050	1/2"
DNJD-075	3/4"
DNJD-100	1"
DNJD-125	1 1/4"
DNJD-150	1 1/2"
DNJD-200	2"
DNJD-250	2 1/2"
DNJD-300	3"
DNJD-400	4"
DNJD-500	5"
DNJD-600	6"

G thread, other thread NPT, Metric, PG also available

### DWJD Connector, Flex Conduit to Box 90° - Die Cast Zinc



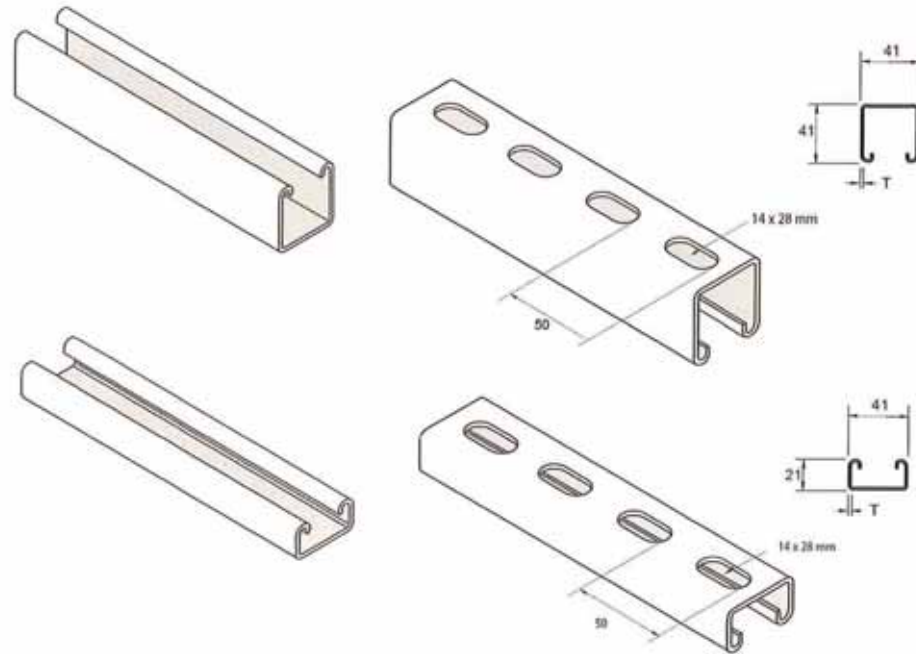
Cat.No.	Conduit Size
DWJD-038	3/8"
DWJD-050	1/2"
DWJD-075	3/4"
DWJD-100	1"
DWJD-125	1 1/4"
DWJD-150	1 1/2"
DWJD-200	2"
DWJD-250	2 1/2"
DWJD-300	3"
DWJD-400	4"
DWJD-500	5"
DWJD-600	6"

G thread, other thread NPT, Metric, PG also available

## Plain/Slotted Unistrut Channel

- PL: Plain
- PG: Pre-Galvanized
- EG: Electro-Galvanized
- HDG: Hot Dip Galvanized
- SS: Stainless Steel

Dim. mm	Thickness mm
41x41	2.5
41x21	2.5
41x41	2.3
41x21	2.3
41x41	2.0
41x21	2.0
41x41	1.8
41x21	1.8
41x41	1.5
41x21	1.5
41x41	1.3
41x21	1.3
41x41	1.2
41x21	1.2



Standard lengths 10ft./3.0meter  
Other length,thickness,hole size also available



## All Thread Rods

- EG: Electro-Galvanized
- HDG: Hot Dip Galvanized
- SS: Stainless Steel

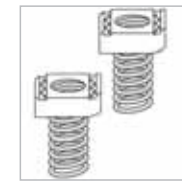


Standard lengths 10ft.3.0meter  
Other length also available.

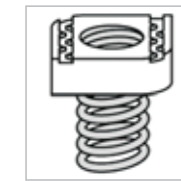
Cat.No.	Thread Size
TR-M6	M6
TR-M8	M8
TR-M10	M10
TR-M12	M12
TR-M14	M14
TR-M16	M16
TR-M18	M18
TR-M20	M20
TR-M22	M22

## Channel Nuts

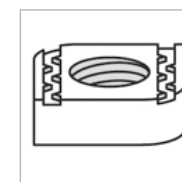
- EG: Electro-Galvanized
- HDG: Hot Dip Galvanized
- SS: Stainless Steel



Channel Nut W/Regular Spring



Channel Nut W/Short Spring



Channel Nut Without Spring

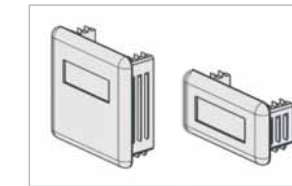


Top Grip Nut with Spring on Top

Thread Size	Nut Specification		Thickness mm
	Length mm	Width mm	
M6	34.5	19	6.0
M8	34.5	19	6.0/8.0
M10	34.5	19	8.0/9.2
M12	34.5	19	9.2/11.8
M14	34.5	30	11.0
M16	34.5	30	11.0
M18	34.5	30	11.0

## Channel End Cap

- Plastic, white or black



Cat.No.	Channel Size
EC-1	41x21
EC-2	41x41

## Rod Coupling

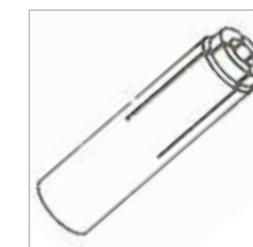
- EG: Electro-Galvanized



Cat.No.	Thread Size
RC-M6	M6
RC-M8	M8
RC-M10	M10
RC-M12	M12
RC-M14	M14
RC-M16	M16
RC-M18	M18
RC-M20	M20

## Drop In Anchor

- EG: Electro-Galvanized



Cat.No.	Thread Size
DIA-M6	M6
DIA-M8	M8
DIA-M10	M10
DIA-M12	M12
DIA-M14	M14
DIA-M16	M16
DIA-M18	M18
DIA-M20	M20

## Sprinkler Clamps

- Pre-Galvanized
- Electro-Galvanized
- Copper Plated



Cat.No.	Conduit Size	Rod Size	O.D. mm
S-050	1/2"	M10	21.34
S-075	3/4"	M10	26.67
S-100	1"	M10	33.40
S-125	1 1/4"	M10	42.16
S-150	1 1/2"	M10	48.26
S-200	2"	M10	60.33
S-250	2 1/2"	M10	73.03
S-300	3"	M10	88.90
S-350	3 1/2"	M10	101.6
S-400	4"	M10	114.3
S-500	5"	M12	141.3
S-600	6"	M12	168.3
S-800	8"	M12	219.1

## Standard U Bolts

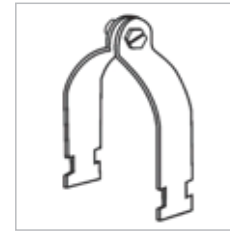
- Standard finish – Electro-Galvanized



Cat.No.	Conduit Size	Cat.No.	Conduit Size
U-050	1/2"	U-500	4"
U-075	3/4"	U-600	6"
U-100	1"	U-800	8"
U-125	1 1/4"	U-1000	10"
U-150	1 1/2"	U-1200	12"
U-200	2"	U-1400	14"
U-250	2 1/2"	U-1600	16"
U-300	3"	U-1800	18"
U-350	3 1/2"	U-2000	20"
U-400	4"	U-2400	24"

## Pipe Clamps, Pre-assembled

- EG: Electro-Galvanized
- HDG: Hot Dipped Galvanized
- SS: Stainless Steel



Cat.No.	Conduit Size
SC-050R	1/2"
SC-075R	3/4"
SC-100R	1"
SC-125R	1 1/4"
SC-150R	1 1/2"
SC-200R	2"
SC-250R	2 1/2"
SC-300R	3"
SC-350R	3 1/2"
SC-400R	4"
SC-500R	5"
SC-600R	6"
SC-800R	8"

## G Clamp

- Standard finish – Zinc Plated



Cat.No.	Thickness
GC-01	2.5mm
GC-02	3.0mm

## Light-Duty Clevis Hanger

- Standard finish – Pre-Galvanized
- Electro-Galvanized



Cat.No.	Conduit Size	Rod Size
LDCH-050	1/2"	M10
LDCH-075	3/4"	M10
LDCH-100	1"	M10
LDCH-125	1 1/4"	M10
LDCH-150	1 1/2"	M10
LDCH-200	2"	M10
LDCH-250	2 1/2"	M10
LDCH-300	3"	M10
LDCH-350	3 1/2"	M10
LDCH-400	4"	M10
LDCH-500	5"	M12
LDCH-600	6"	M12
LDCH-800	8"	M12
LDCH-1000	10"	M16
LDCH-1200	12"	M20

## Heavy-Duty Clevis Hanger

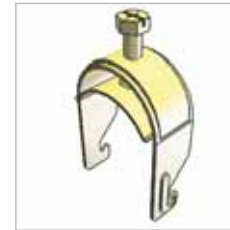
- Standard finish – Electro-Galvanized



Cat.No.	Conduit Size	Rod Size
HDCH-050	1/2"	M10
HDCH-075	3/4"	M10
HDCH-100	1"	M10
HDCH-125	1 1/4"	M10
HDCH-150	1 1/2"	M10
HDCH-200	2"	M10
HDCH-250	2 1/2"	M10
HDCH-300	3"	M10
HDCH-350	3 1/2"	M10
HDCH-400	4"	M10
HDCH-500	5"	M12
HDCH-600	6"	M12
HDCH-800	8"	M12
HDCH-1000	10"	M16
HDCH-1200	12"	M20
HDCH-1400	14"	M20
HDCH-1600	16"	M24
HDCH-1800	18"	M24
HDCH-2000	20"	M30
HDCH-2400	24"	M30

## One-piece Cable Clamp

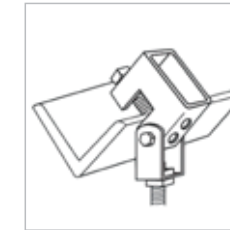
- Standard finish – Electro-Galvanized
- Hot Dip Galvanized



Cat.No.	Cable Size mm
OPC-14	8-12
OPC-16	12-16
OPC-20	16-22
OPC-26	22-28
OPC-32	28-34
OPC-40	34-40
OPC-46	40-46
OPC-52	46-52
OPC-58	52-58
OPC-66	58-64
OPC-70	64-70
OPC-78	70-78

## Swing Hanger-Steel

- Standard finish – Yellow Zinc Plated



Cat.No.	Size
SHBC-38	3/8"
SHBC-50	1/2"

## Beam Clamps- Malleable Iron

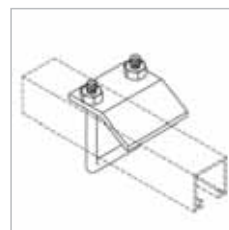
- Back side with thread or without
- Standard finish – Galvanized



Cat.No.	Rods Size	Opening mm
TBC-M06	M6	18
TBC-M08	M8	18
TBC-M10	M10	20
TBC-M12	M12	25/30
TBC-M14	M14	35

## Beam Clamps for Mounting Channel

- Standard finish – Galvanized



Cat.No.	A Size
MCBC-1	3-3/8"
MCBC-2	5"

## M7/M8 Light Duty Pipe Clamp



Conduit Size (mm)	Material (mm)	Side Screw (mm)	Tapping Screw (mm)
63	28x0.8	M6x20	M7x50 M8x50
75	28x0.8	M6x20	M7x50 M8x50
80	28x0.8	M6x20	M7x50 M8x50
90	28x0.8	M6x20	M7x50 M8x50
100	28x0.8	M6x20	M7x50 M8x50
110	28x0.8	M6x20	M7x50 M8x50
125	28x0.8	M6x20	M7x50 M8x50
160	28x0.8	M6x20	M7x50 M8x50
200	28x0.8	M6x20	M7x50 M8x50

Tapping Screw for choose  
Thickness (1.0mm) for choose

## Pipe Clamp with EPDM or without



Trade Size	D (mm)	BxS (mm)	D (mm)	A
3/8"	15-19	20x1.5	M6x20	M8+M10
1/2"	20-25	20x1.5	M6x20	M8+M10
3/4"	26-30	20x1.5	M6x20	M8+M10
1"	32-36	20x1.5	M6x20	M8+M10
1 1/4"	38-43	20x1.5	M6x20	M8+M10
1 1/2"	47-51	20x1.5	M6x20	M8+M10
	53-58	20x1.5	M6x20	M8+M10
2"	60-64	20x1.5	M6x20	M8+M10
	68-72	20x1.5	M6x20	M8+M10
2 1/2"	75-80	20x1.5	M6x20	M8+M10
	81-86	20x1.5	M6x20	M8+M10
3"	87-92	20x1.5	M6x20	M8+M10
3 1/2"	99-105	20x1.5	M6x20	M8+M10
4"	107-112	20x1.5	M6x20	M8+M10
	113-118	20x1.5	M6x20	M8+M10
	125-130	20x1.5	M6x20	M8+M10
5"	138-142	20x1.5	M6x20	M8+M10
6"	159-166	20x1.5	M6x20	M8+M10
8"	200-212	20x1.5	M6x20	M8+M10

Other thickness also available  
 With Plastic Anti-loose Washer  
 Nuts for side Screw available for choose  
 Six Points Welding  
 EPDM Rubber  
 Reinforced & Flat-Surface for choose

## Pipe Clamp with EPDM+Dowel+Plug



Trade Size	D (mm)	BxS (mm)	M (mm)	A Plastic Plug ODxL (mm)
3/8"	15-19	20x1.5	M6x20	M8x80 10x50
1/2"	20-25	20x1.5	M6x20	M8x80 10x50
3/4"	26-30	20x1.5	M6x20	M8x80 10x50
1"	32-36	20x1.5	M6x20	M8x80 10x50
1 1/4"	38-43	20x1.5	M6x20	M8x80 10x50
1 1/2"	47-51	20x1.5	M6x20	M8x80 10x50
2"	60-64	20x1.5	M6x20	M8x80 10x50
2 1/2"	75-80	20x1.5	M6x20	M8x80 10x50
3"	87-92	20x1.5	M6x20	M8x80 10x50
3 1/2"	99-105	20x1.5	M6x20	M8x80 10x50
4"	113-118	20x1.5	M6x20	M8x80 10x50

Other thickness also available  
 With Plastic Anti-loose Washer  
 Nuts for side Screw available for choose  
 Six Points Welding  
 EPDM Rubber  
 Reinforced & Flat-Surface for choose  
 One set with plastic bag also available

## M7 Single Ring Pipe Clamp



Conduit Size (mm)	Thickness (mm)	Side Screw (mm)	Tapping Screw (mm)
10	0.7	M5x9	M7x30
12	0.7	M5x9	M7x30
14	0.7	M5x9	M7x30
16	0.7	M5x9	M7x30
18	0.7	M5x9	M7x30
20	0.7	M5x9	M7x30
22	0.7	M5x9	M7x30
25	0.7	M5x9	M7x30
26	0.7	M5x9	M7x30
28	0.7	M5x9	M7x30
32	0.7	M5x9	M7x30
40	0.7	M5x9	M7x30
42	0.7	M5x9	M7x30
50	0.7	M5x9	M7x30
60	0.7	M5x9	M7x30
63	0.7	M5x9	M7x30

Tapping Screw available for choose

Rubber lined also available

## M7 Double Ring Pipe Clamp

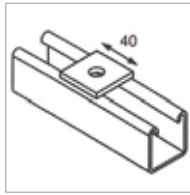


Conduit Size (mm)	Thickness (mm)	Side Screw (mm)	Tapping Screw (mm)
10	0.7	M5x9	M7x30
12	0.7	M5x9	M7x30
14	0.7	M5x9	M7x30
16	0.7	M5x9	M7x30
18	0.7	M5x9	M7x30
20	0.7	M5x9	M7x30
22	0.7	M5x9	M7x30
28	0.7	M5x9	M7x30

Tapping Screw available for choose

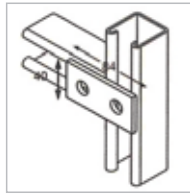
Rubber lined also available

Square Washer



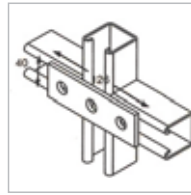
TOP01

2 Hole Flat Plate



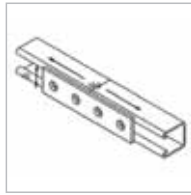
TOP02

3 Hole Flat Plate



TOP03

4 Hole Flat Plate



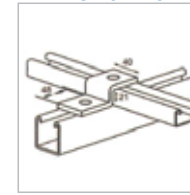
TOP04

4 Hole 45° Angle 'T' Bracket



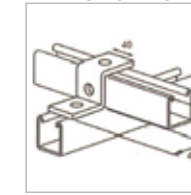
TOP25

2 Hole Shallow 'Z' Bracket for 21mm Channel



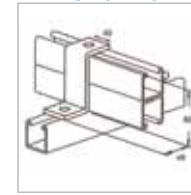
TOP26

3 Hole Single 'Z' Bracket for 41mm Channel



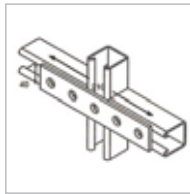
TOP27

2 Hole Double 'Z' Bracket for 82mm Channel



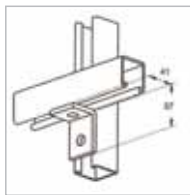
TOP28

5 Hole Flat Plate



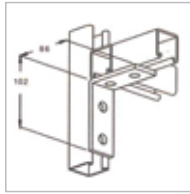
TOP05

1x1 Hole 90° Bracket



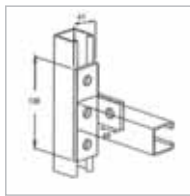
TOP09

2x2 Hole 90° Bracket



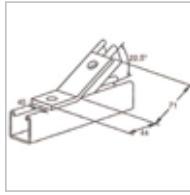
TOP13

4 Hole 90° Angle 'T' Bracket Centre



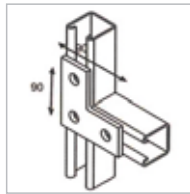
TOP17

2 Hole 22.5° Angle Bracket



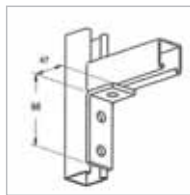
TOP21

3 Hole Flat 'L' Bracket



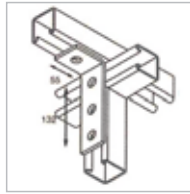
TOP06

1x2 Hole 90° Bracket



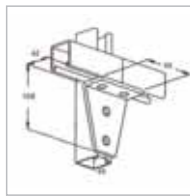
TOP10

1x3 Hole 90° Bracket



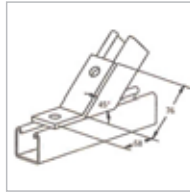
TOP14

2x2 Hole 90° Delta Bracket



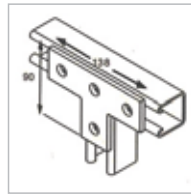
TOP18

2 Hole 45° Angle Bracket



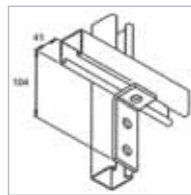
TOP22

4 Hole Flat 'L' Bracket



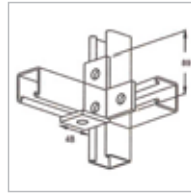
TOP07

1x2 Hole 90° Bracket



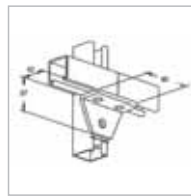
TOP11

4 Hole 90° Angle 'T' Bracket (Left)



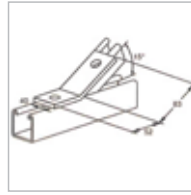
TOP15

2x1 Hole 90° Angle 'T' Bracket



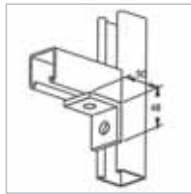
TOP19

2 Hole 15° Angle Acute Bracket



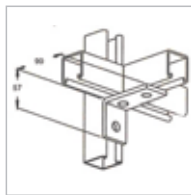
TOP23

1x1 Hole 90° Bracket



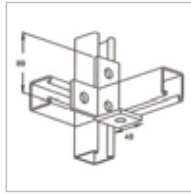
TOP08

2x1 Hole 90° Bracket



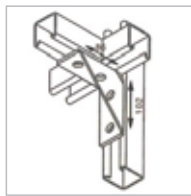
TOP12

4 Hole 90° Angle 'T' Bracket (Right)



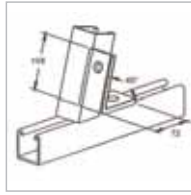
TOP16

4 Hole 90° Angle Welded Gusset Bracket



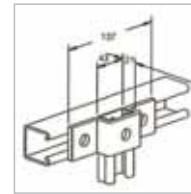
TOP20

2 Hole 45° Angle Acute Bracket



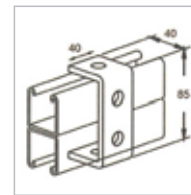
TOP24

3 Hole Top Hat for 21mm Channel

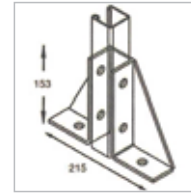


TOP29

4 Hole Double Channel 'C' Bracket

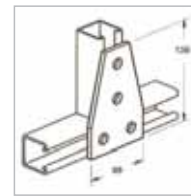


TOP33  
Delta Base Plate for Single Channel



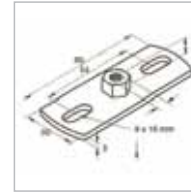
TOP37

4 Hole Flat Gusset Bracket



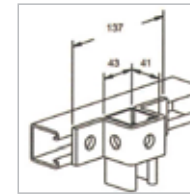
TOP55

Base Plate



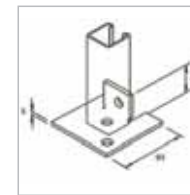
TOPBP08/10

5 Hole Top Hat for 41mm Channel



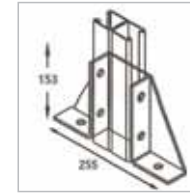
TOP30

Base Plate 100x100mm (Single Fix)



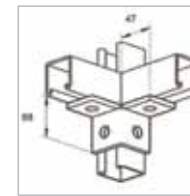
TOP34

Delta Base Plate for Double Channel



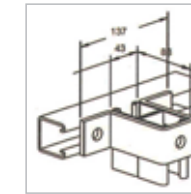
TOP38

4 Hole Right Angle Wing Bracket



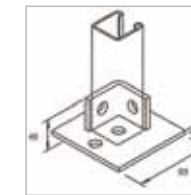
TOP64

3 Hole Top Hat for 82mm Channel



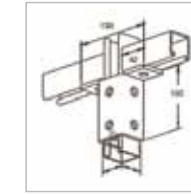
TOP31

Base Plate 100x100mm (Double Fix)



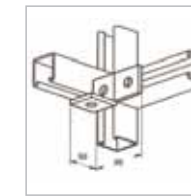
TOP35

8 Hole 2 Lug Wing Bracket



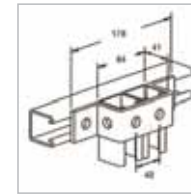
TOP39

3 Hole Right Angle Bend R/H



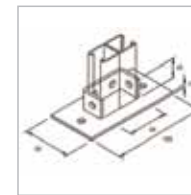
TOP65

6 Hole Double Wide Top Hat Bracket



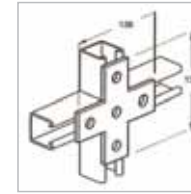
TOP32

Base Plate 100x200mm for Double Channel



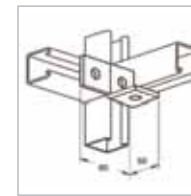
TOP36

5 Hole Flat Cross Bracket



TOP54

3 Hole Right Angle Bend L/H



TOP66